



STATE OF THE ART HANGING SYSTEMS



enjoy life, love living

flexible hanging systems
in your home

CONTENTS

enjoy life, love living

04

LIVING ROOM



06

KITCHEN



08

LIVING KITCHEN



HALLWAY



10

KID'S BEDROOM



12

HOBBY ROOM



14

TIPS

16

RAILS & SPECS

18

When designing and producing our art hanging systems, we strive for the best quality product in conjunction with a strong environmental and sustainability policy.



LIVING ROOM

style & restyle

05



style & restyle

Your style is unique and you decorate your interior accordingly. Picture hanging systems are both practical and simple to use. A rail on each wall will allow you the flexibility to move your pictures around whenever you want - thereby easily creating a whole new 'look' to each room .

KITCHEN

wining, dining & organising

07

a nice recipe or the week
schedule on the wall



wining, dining & organising

Is the kitchen the central room in your house? The Info Rail is incredibly handy for the kitchen: think about all those documents and notes you have to keep or shouldn't forget. Place your grocery list, invitation or drawing in the Info Rail. It is not only practical, but it also gives an original touch to your kitchen.



the hanging system
is mounted behind
the cornice

live & experience

The addition of cornices between wall and ceiling perfectly finish your rooms and adds style to your decoration. Our flexible hanging system can be easily mounted behind these cornices so they are not visible and do not interrupt your finish. However, they still give you the freedom to decorate your walls however you wish without damaging them with marks or holes.



warm welcome

The entrance or hallway of your home is the perfect place for family photos. Using the hanging system in this room you are able to update your photos whenever you wish – adding to, or replacing with new ones from recent holidays or special occasions.

KID'S BEDROOM

brighten your wall

13




brighten your wall

Colourful, cheerful & practical – that's the perfect kid's room. A place where your child likes to spend time doing his/her own thing. The hanging system is great here as you can feature your child's artwork. You can also brighten the room by painting the rail in a colour of your choice and hang coloured cords and cool magnets. The Info Rail is also great for artwork.

HOBBY ROOM


living & working

15



living & working

A home office or creative hobby room? We have flexible, handy solutions that are both practical and decorative to compliment these spaces.



enjoy life, love living

Many people look for a hanging system for one particular painting or just for one specific room. However the hanging system will subtly integrate along whole walls of a room or throughout the entire house, whilst giving you the freedom to decorate your walls however you wish, whenever you wish.

RAILS & SPECS

enjoy life, love living

19





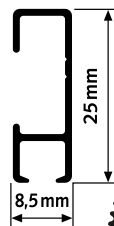
A flexible hanging system can be integrated into your interior easily and quickly with the Click Rail. By applying the wires with hooks of your choice into the rail, you are flexible in placing your wall decorations. If you opt for the primer edition of the Click Rail, you can paint the rail in the color of the wall, due to which the hanging system will be practically invisible against the wall.

The Click Rail is available in several colours:



can be repainted

technical specifications:



Attach the clips to the wall (every 40 cm)



Click and connect the rail to the clips

Optional:



Make a whole of the rail and wall by using kit

Optional:



The rail matches the wall in the same color

RAILS & SPECS

enjoy life, love living

21



The Deco Rail unites cornice and hanging system into one product. The rail can be applied to the wall in a few simple steps. Subsequently, the cornice of your choice can be applied. A hanging wire can be clicked into the rail wherever you want.

The Deco Rail is available in combination with 3 ORAC cornices in the styles BASIC, MODERN and CLASSIC.



Basic



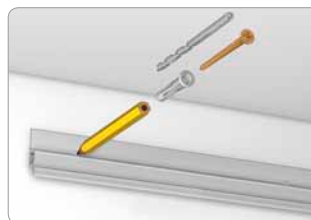
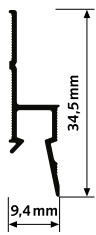
Modern



Classic

ORAC
DECOR

technical specifications:



Mount the rail to the wall



Apply the installation glue to the cornice

Optional:



Attach the cornice to the rail and the ceiling



Paint the cornice in the same color as the wall and/or ceiling

RAILS & SPECS

enjoy life, love living

23

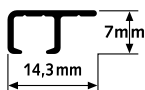


When a wall hanging system is not possible, the Top Rail is an ideal alternative. This subtle hanging system can be applied to the ceiling and is simple to use due to the wires with hooks of your choice.

The Top Rail is available in:



technical specifications:




The Info Rail is ideal for sharing information in a space. Think of grocery lists, drawings, pictures or recipes. The Info Rail is a practical and original addition to the wall and is easy to assemble.

The Info Rail is available in:



technical specifications:





STATE OF THE ART HANGING SYSTEMS

ARTITEQ

Herastraat 39

5047 TX Tilburg

T +31 (0)13 572 90 70

F +31 (0)13 572 90 75

info@artiteq.com

www.artiteq.com



8 714946 040007

